



CCM Absence Management Book of Business Workers Compensation Case Management 1/1/2017 - 11/30/2017

Executive Summary

Savings \$6,903,915.81

Return On Investment 11.51 to 1 **

Open Cases as of 1/1/2017 296

Open Cases as of 11/30/2017 217

Return to Work Days Summary

Modified Duty Days 735

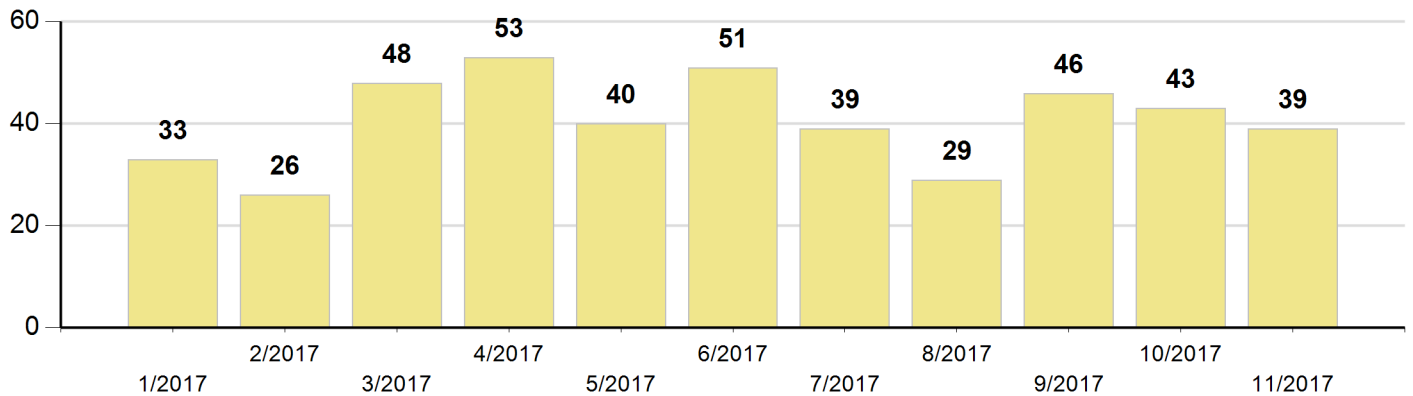
Missed Modified Duty Days 25

| RTW Summary by Employee | Employees |
|-------------------------|-----------|
| No Lost Time | 459 |
| Missed Mod Duty | 11 |
| Modified Duty | 33 |
| Work Related Lost Time | 84 |
| RTW full | 170 |

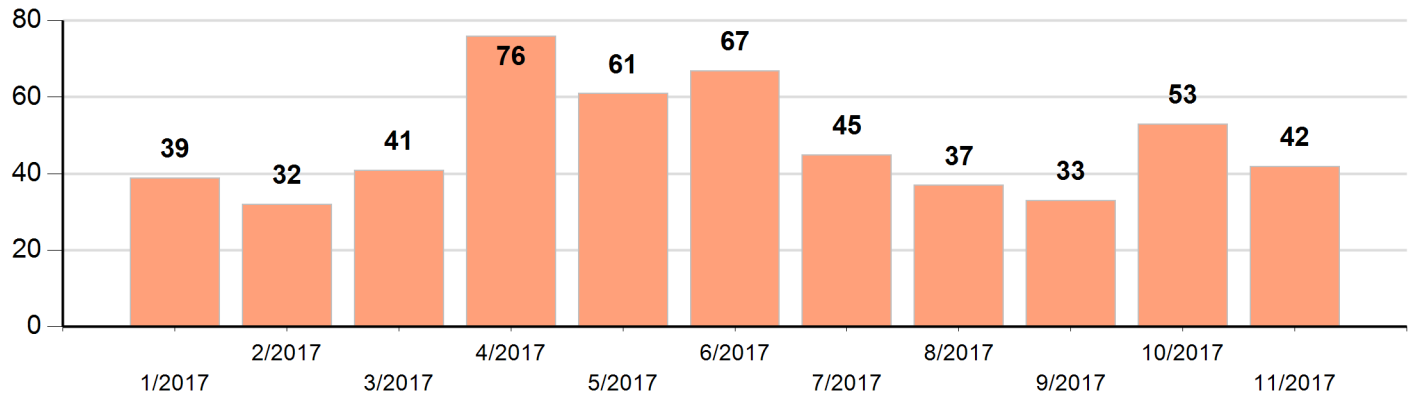
Case Load Summary for Time Frame

| Opened Prior | Opened During | Closed During | Total # Cases Managed |
|--------------|---------------|---------------|-----------------------|
| 296 | 447 | 526 | 743 |

Cases Opened During Time Frame



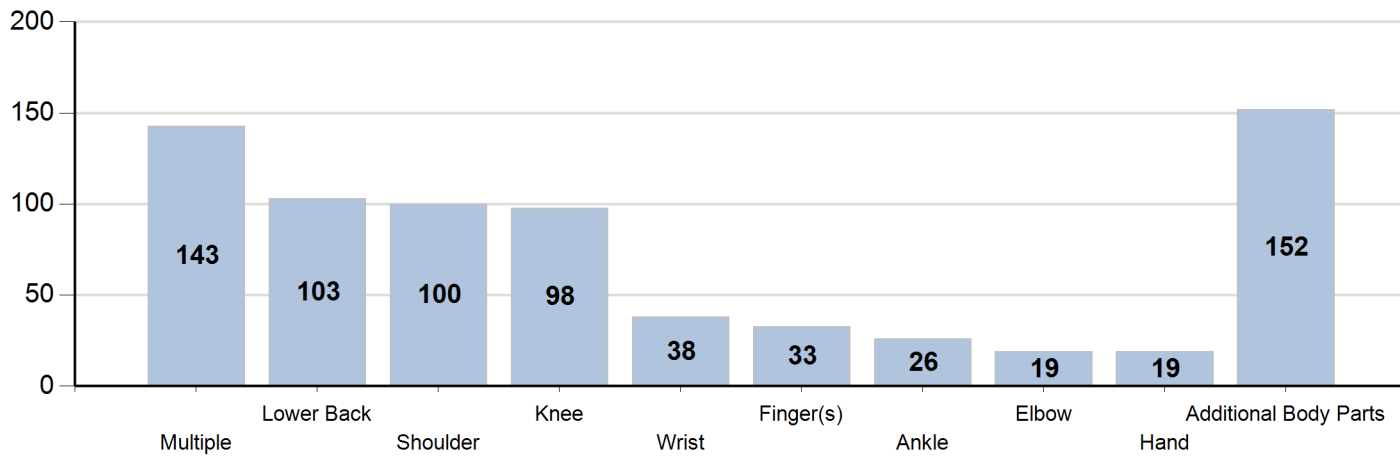
Cases Closed During Time Frame



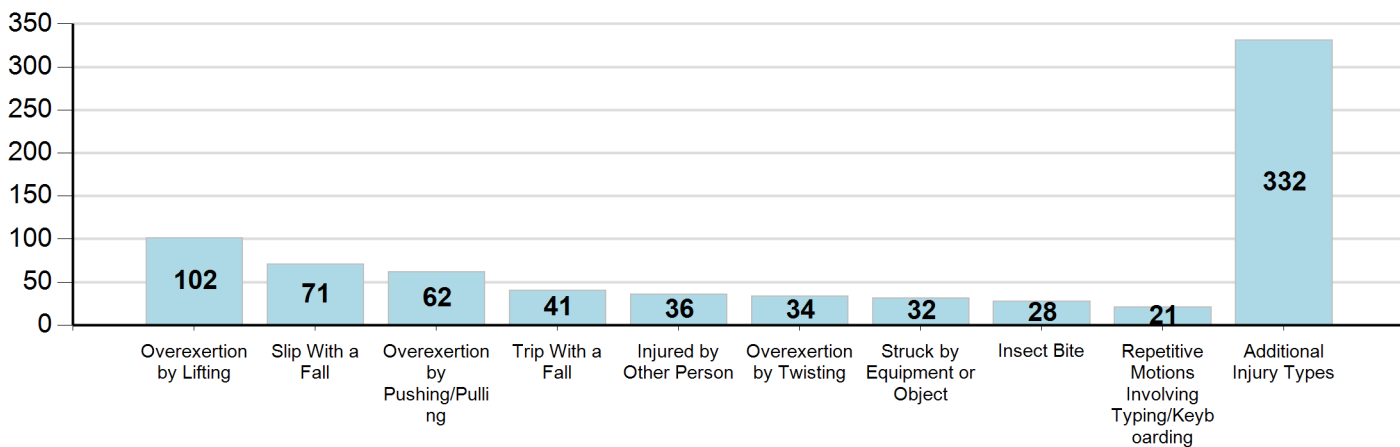
*Savings are plan costs avoided because of Corporate Care Management's intervention.

**Return on Investment is calculated based on CCM savings in ratio to cost for CCM professional services.

Top 10 Cases by Body Part Injured



Top 10 Cases by Injury Type



Top 10 Cases by Job Type

